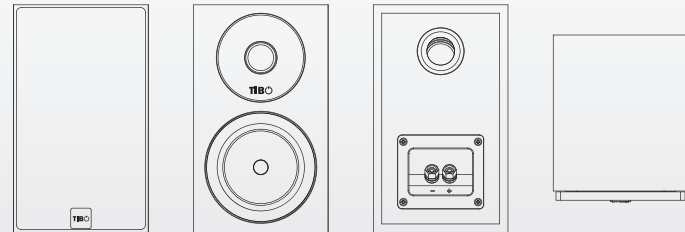


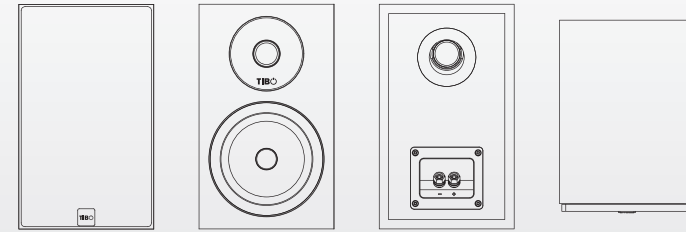
Harmony 2



			
Woofer	Tweeter	Power handling	Sensitivity
4" / 100mm Kevlar Cone	1" / 25mm Soft Dome	100 Watts	86 dB

			
Weight	Size	Frequency	Impedance
4.5 kg	D x W x H 178 x 145 x 245 mm	55Hz - 20KHz	4-8 Ohms

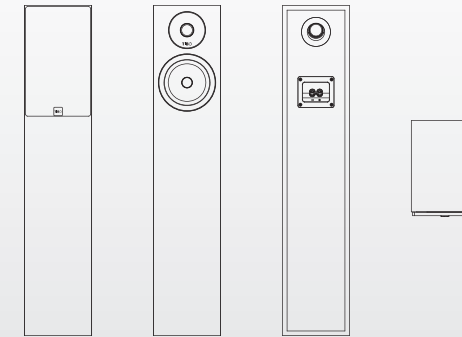
Harmony 4



			
Woofer	Tweeter	Power handling	Sensitivity
5.25" \ 135 mm Kevlar Cone	1" / 25mm Soft Dome	150 Watts	86 dB

			
Weight	Size	Frequency	Impedance
8.3 kg	D x W x H 245 x 173 x 288 mm	45Hz - 20KHz	4-8 Ohms

Harmony 8

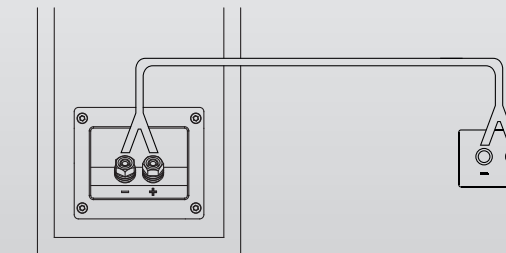


			
Woofer	Tweeter	Power handling	Sensitivity
5.25" / 135mm Kevlar Cone	1" / 25mm Soft Dome	200 Watts	87 dB

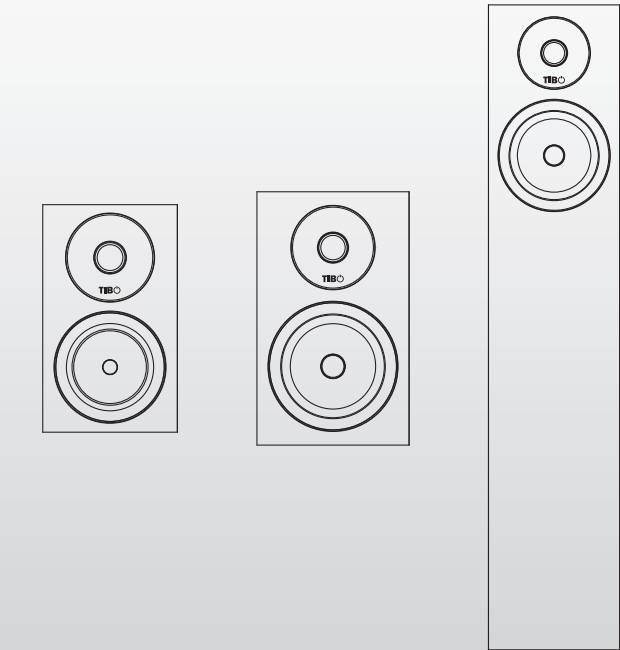
			
Weight	Size	Frequency	Impedance
18.6 kg	D x W x H 245 x 173 x 850 mm	40Hz - 20KHz	4-8 Ohms

Wiring the speakers

All Harmony speakers use screw terminals. Unscrew the terminal insert the bare end of the cable into the hole in the base of the terminal, tighten securely. Ensure positive + and negative - are matched with the amplifier / receiver.



TIB



Harmony Range
User Guide

Introduction

Thank you for purchasing the TIBO Harmony series. We are confident that it will provide reliable, high performance sound for many years to come. Please read this manual fully before you attempt any connection to the Harmony series. Please do not compromise on your amplifier and audio cabling. We recommend you purchase excellent quality speaker cable to ensure your system reaches it's full potential.

If you decide to upgrade your amplifier, why not check out Tibo's range of Smart Amplifiers and experience great new features.



Smart Amp



Presets



App Control



Multi
play & place



Bluetooth



TuneIn

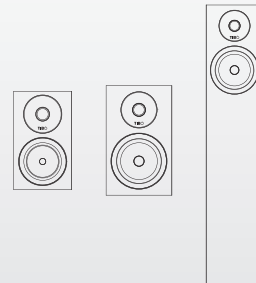


Deezer




Spotify


In the box...



Speaker pair x 1



Speaker grill x 2

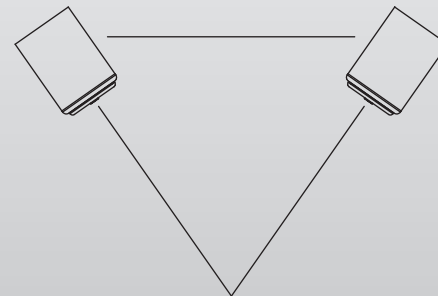


User guide x 1

Positioning loudspeakers

The listener should be as far from the loudspeaker as they are from each other. The speaker should ideally be positioned so the treble units (tweeter) are roughly at ear level to the seated listener.

As personal taste plays a large role, experiment with different configurations using a wide range of music, before finalising the position of your loudspeakers.



Available in black and white

After care

Clean with lint dry lint free cloth,
do not use spirit based cleaners.

Avoid damp

Avoid temperature extremes

Avoid direct sunlight

Free TIBO app download:



Android



IOS

TIBO

Technical Support

Website
<http://tibo-audio.com>

Email
info@tibo-audio.com

Phone
(+44) 1525 280907

Tibo Limited
3 Water End Barns,
Water End, Eversholt,
Bedfordshire, MK17 9EA
United Kingdom